

Summit Charter

School Website: 

(<http://www.summitschool.org/>)

Grade Span: KG-09 Charter: Yes

370 Mitten Lane, Cashiers, NC 28717

828-743-5755

Go to the Analytics Site to



(<https://ncreportcards.ondemand.sas.com/landing.html>)

Compare to Other Schools 

2018-19 Overall Performance

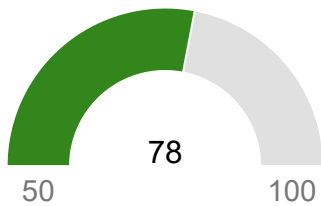
View Performance by
School or District

View Performance by
Subgroup

C 2018-19
GRADE

69

PERFORMANCE GRADE SCORE

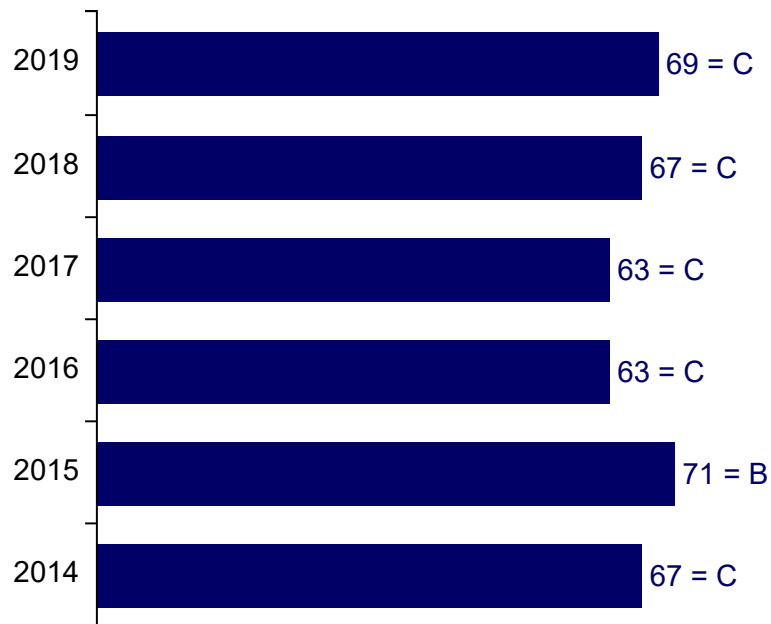


Academic Growth

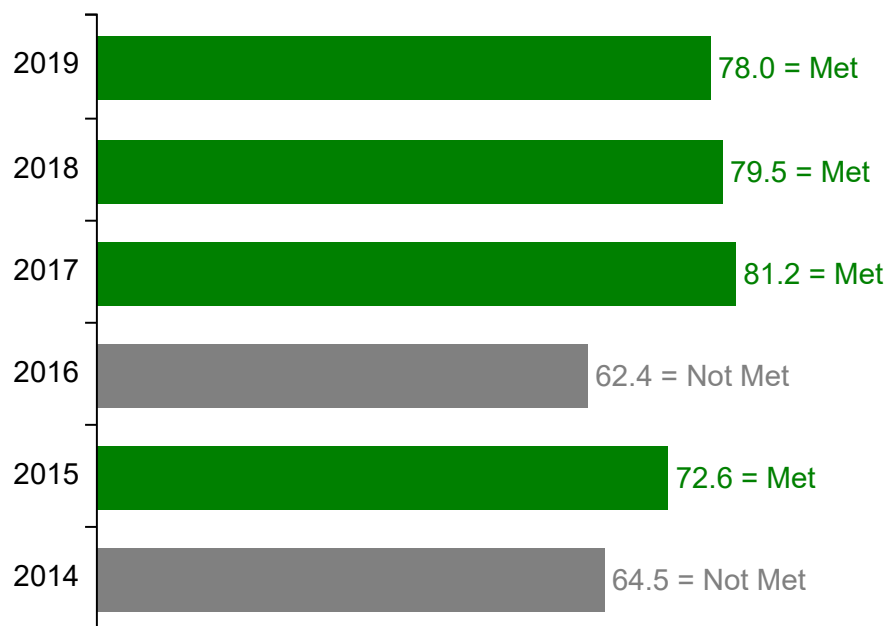
 **Growth Met**

Growth Range	Growth Status
85.0-100.0	Exceeded
70.0-84.9	Met
50.0-69.9	Not Met

[Performance Grade Score History](#)



Academic Growth History.



C 2018-19
EOG MATH GRADE B

63

EOG MATH GRADE SCORE

✓ Growth Met

2018-19
EOG READING GRADE

71

EOG READING GRADE
SCORE

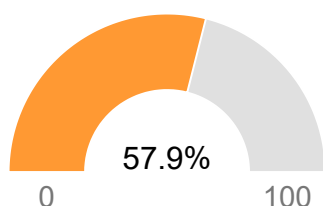
✓ Growth Met

🔗 **Note - To protect student privacy, some data values for small groups will be suppressed as “> 95%” or “< 5%” in the charts or tables below. For counts less than 10, no data will be displayed.**

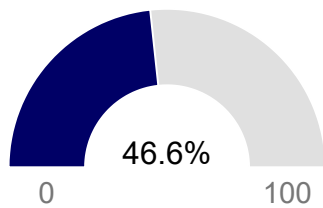
2018-19 Student Characteristics & Participation

This section describes some key measures about the students at this school.

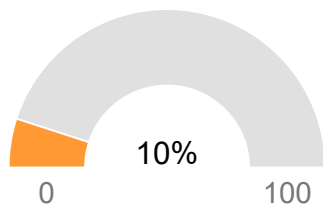
Incoming Student Readiness ⓘ



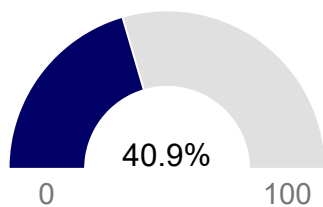
57.9% of the students entering 6th Grade across the school are proficient.



46.6% of the students entering 6th Grade across the state are proficient.

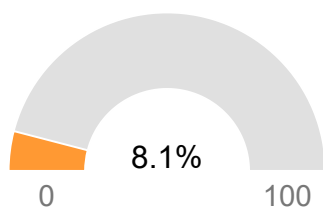


10% of the students entering 9th Grade across the school are proficient.

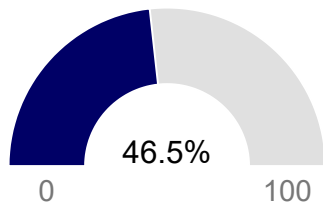


40.9% of the students entering 9th Grade across the state are proficient.

Percentage Economically Disadvantaged ⓘ



8.1% of Students across the school are economically disadvantaged.



46.5% of Students across the state are economically disadvantaged.

2018-19 Student Performance

Student Performance
by School/District

Student Performance
by Subgroup

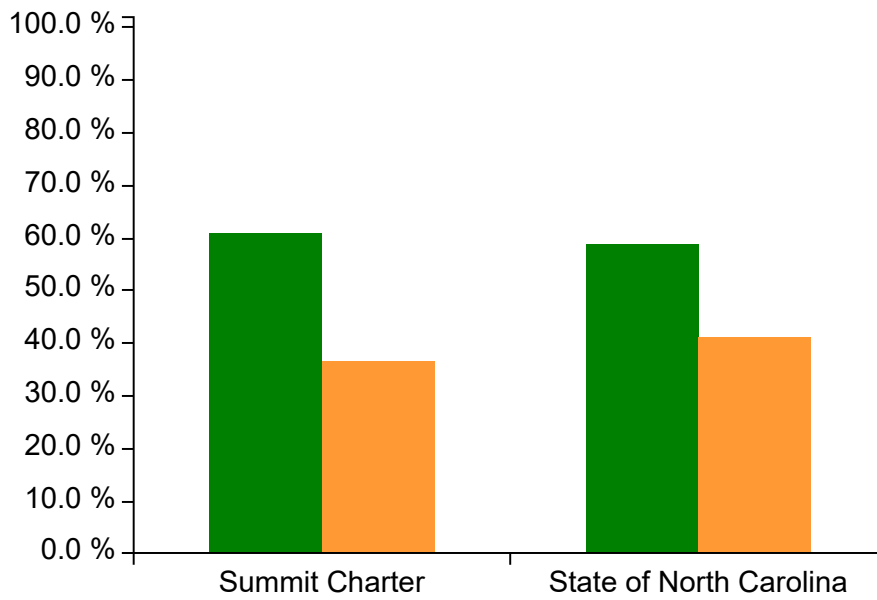
This section describes student performance in various test subject areas. Student test performance is reported as one of five achievement levels **i**. Levels 1 and 2 are below grade level. Level 3 is grade level proficient. Levels 4 and 5 indicate students are on track for career and college readiness. For math, student test performance is reported as one of four achievement levels. Not Proficient is below grade level. Level 3 is grade level proficient, Levels 4 and 5 indicate students are on track for career and college readiness.

Proficiency in Subject Areas

Math Performance **i**

Summary Chart

Table

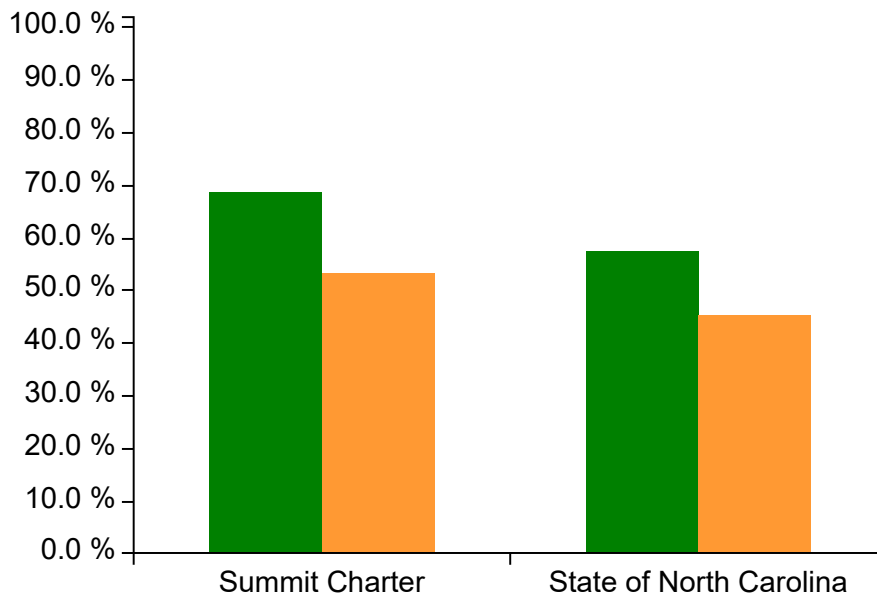


- Grade Level Proficient (Levels 3-5)
- Career & College Ready (Levels 4-5)

English Language Arts/ Reading Performance ⓘ

Summary Chart

Table

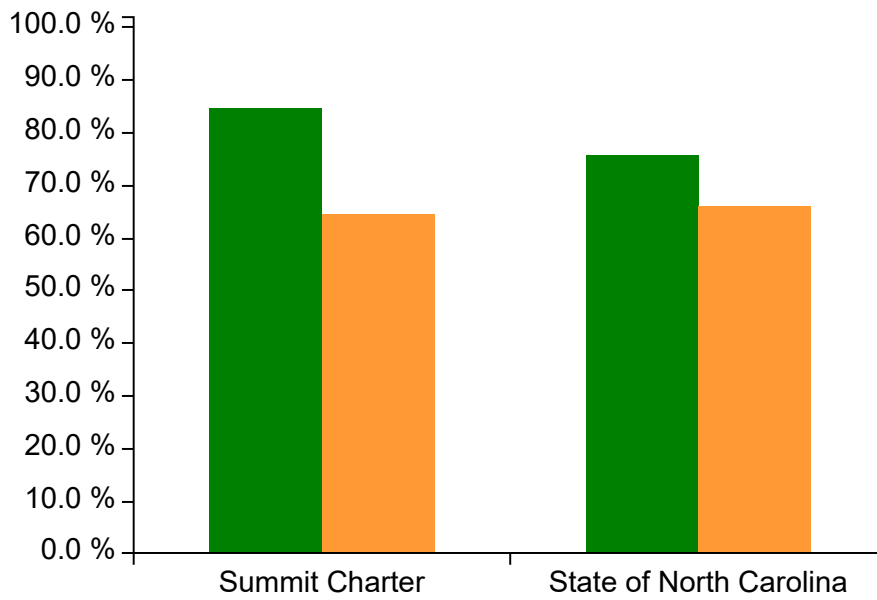


- Grade Level Proficient (Levels 3-5)
- Career & College Ready (Levels 4-5)

Science Performance ⓘ

Summary Chart

Table

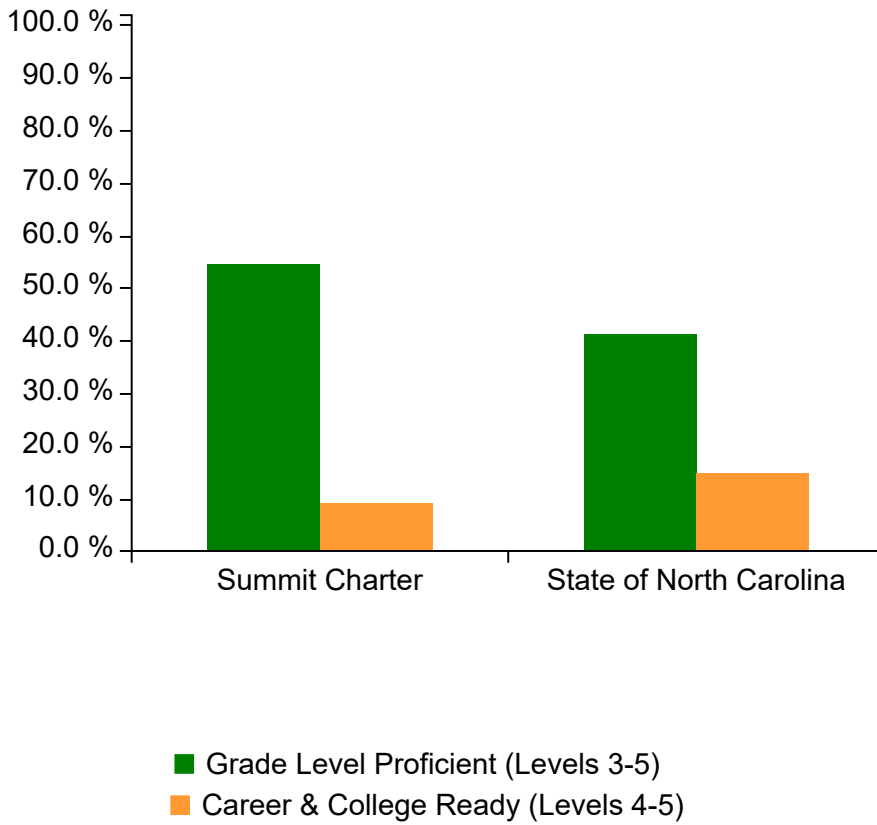


- Grade Level Proficient (Levels 3-5)
- Career & College Ready (Levels 4-5)

NC Math 1 Performance ⓘ

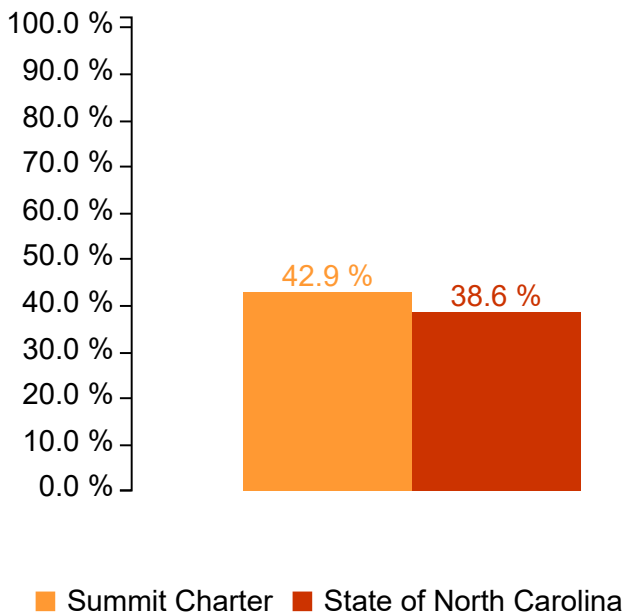
Summary Chart

Table

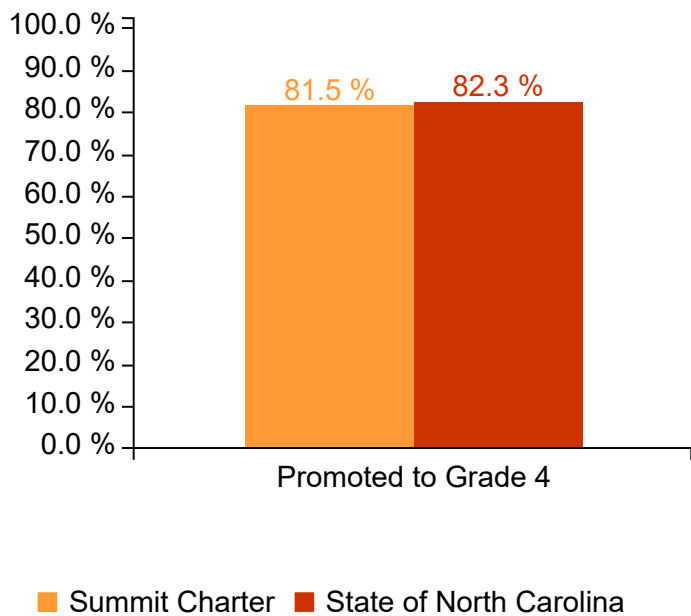


Other Measures

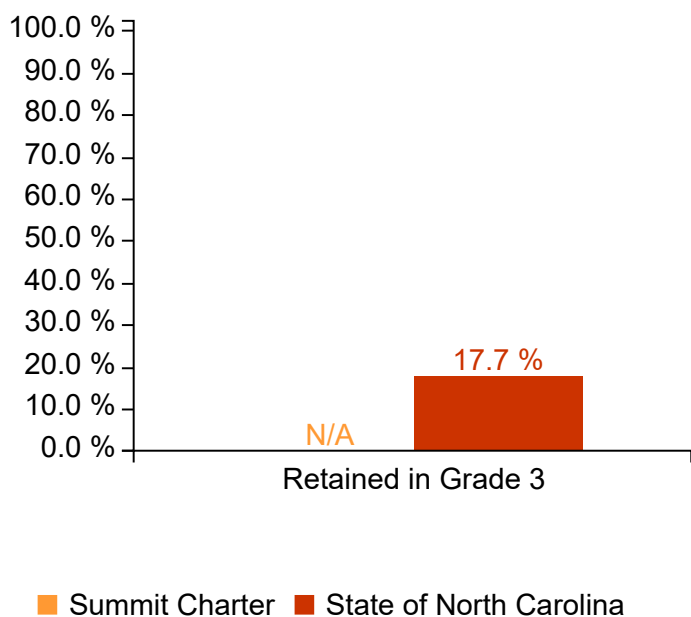
English Learner Progress ⓘ



Read to Achieve - Promoted to Grade 4

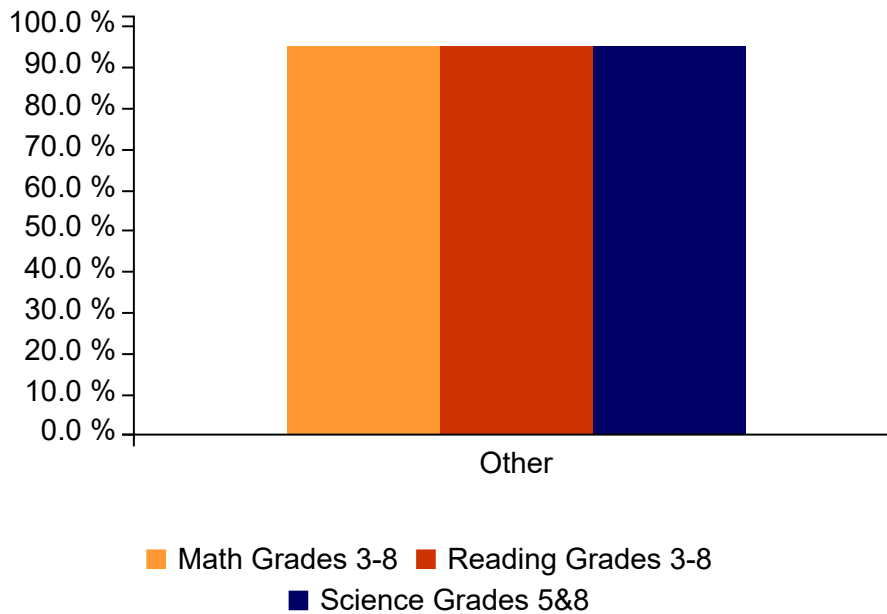


Read to Achieve - Retained in Grade 3




Test Participation

Percentage of students participating in state mandated standardized testing.



[Chart](#) [Table](#)

Students with Disabilities Alternate Test Participation

The percent of tested students is expected to be below 1% at the state level. Most schools have so few students that this information may be masked to protect student privacy. 

2018-19 School Environment

[View Environment
by School/District](#)

[View Environment
by Subgroup](#)

This section provides information on the school environment and facilities

Suspension and Expulsion Rates (per 1000 students) **i**

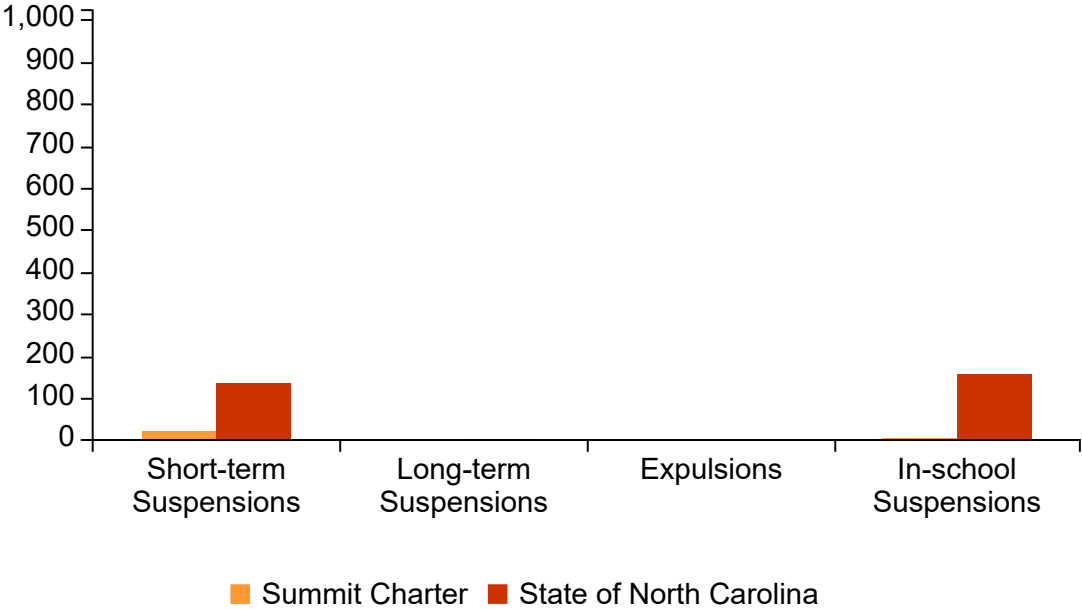
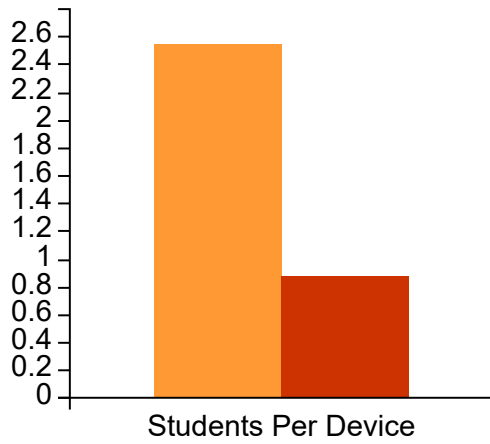


Chart Table

Rates of Criminal Acts, Bullying, Law Enforcement Referrals, and Arrests (per 1000 Students) **i**

	Criminal Acts	Bullying and Harrassment	Referral to Law Enforcement	Arrests
Summit Charter	0.00	0.00	0.00	0.00
State of North Carolina	6.29	11.28	2.48	0.10

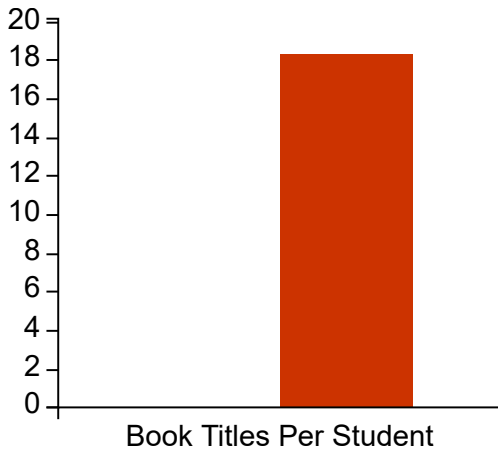
Students Per Device **i**



- Summit Charter
- State of North Carolina

[Chart](#) [Table](#)

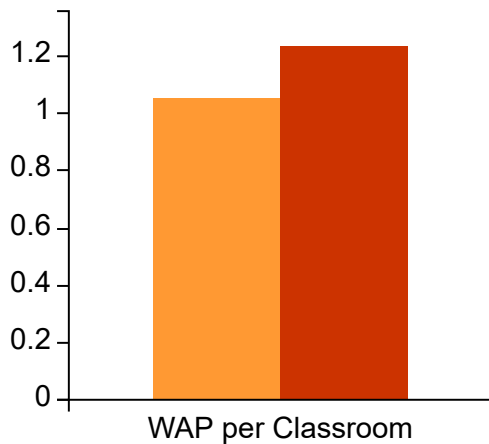
Book Titles Per Student ⓘ



- Summit Charter
- State of North Carolina

[Chart](#) [Table](#)

Wireless Access Points per Classroom ⓘ




- Summit Charter
- State of North Carolina

Chart Table

Strategic Planning 2018-19

This section provides information on Summit Charter's strategic planning, goals and progress.

- Comprehensive or Targeted Support:
 - Targeted Support and Improvement (TSI) Additional Targeted Support 

Progress Goals

This school has progress goals for Math Grades 3-8, and Reading Grades 3-8 in the following student groups - ALL, and White.

Click the following link 

(http://accrpt.ncpublicschools.org/essa_ltg/ltg.html) to see the progress of student groups at this school (note you will need to select this school again).